

QMS6S

DC~26.5GHz, SP3T~SP6T

Features:
 * Low VSWR
 * Low Insertion Loss
 * High Isolation

Applications:
 * Wireless
 * Transmitter
 * Laboratory Test
 * Radar

Electrical

Frequency:		DC~26.5GHz		
Impedance:		50Ω		
Frequency range (GHz)	Insertion Loss (dB)	Isolation (dB)	VSWR	
DC~6	0.3	70	1.3	
6~12	0.4	60	1.4	
12~18	0.5	60	1.5	
18~26.5	0.6	55	1.6	
Voltage*1 (V)		+12	+24	+28
Current (mA)	Normally Open	300	150	140

[1] The voltage can be selected according to user requirements.

Mechanical

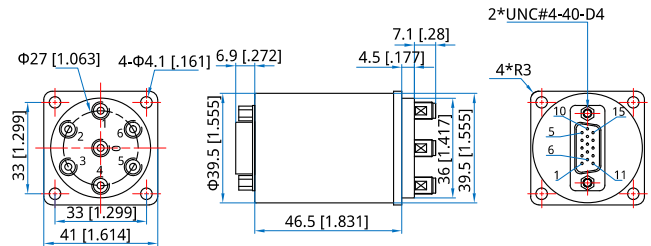
Size*2:	41*41*46.5mm 1.614*1.614*1.831in
Switching Sequence:	Break before Make
Switching Time:	15mS max.
Operation Life:	2M Cycles
Vibration (operating):	20-2000Hz, 10G RMS
Mechanical Shock (non-operating):	30G, 1/2sine, 11mS
RF Connectors:	SMA Female
Power Supply & Control Interface Connectors:	D-Sub 15
Mounting:	4-Φ4.1mm through-hole

[2] Exclude connectors.

Environmental

Temperature:	-25~+65°C
Extended Temperature:	-40~+85°C

Outline Drawings



Unit: mm [in]
 Tolerance: ±0.5mm [±0.02in]

Additional Options

TTL: T
 Indicators: I
 Extended Temperature: Z
 Positive Common
 Waterproof Sealing Type

How To Order

QMSVS-F-WXYZ
 V: 3~6 (SP3T~SP6T)
 F: Frequency in GHz
 W: Actuator Type. Normally Open: 3.
 X: Voltage. +12V: E, +24V: K, +28V: M.
 Y: Power Interface. D-Sub: 1.
 Z: Additional Options.

Examples:
 To order a SP4T switch, DC-18GHz, Normally Open, +12V, D-Sub, TTL, Indicators, specify QMS4S-18-3E1TI.

Customization is available upon request.

Pin Numbering

Normally Open

Pin	Function	Pin	Function
1~6	V1~V6	14	Indicator (Com)
7	COM	15	NC
8~13	Indicator (1~6)		

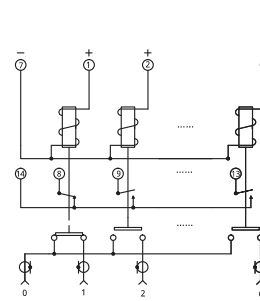
Normally Open & TTL

Pin	Function	Pin	Function
1~6	A1~A6	9~14	Indicator (1~6)
7	VDC	15	Indicator (Com)
8	COM		

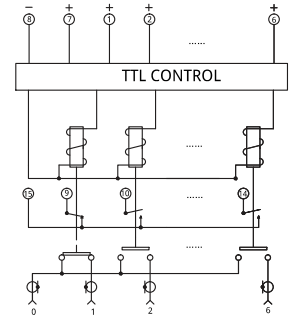
Port

SP3T	1, 3, 5	SP5T	1~5
SP4T	2~3, 5~6	SP6T	1~6

Driving Schematic Diagram



Normally Open



Normally Open & TTL